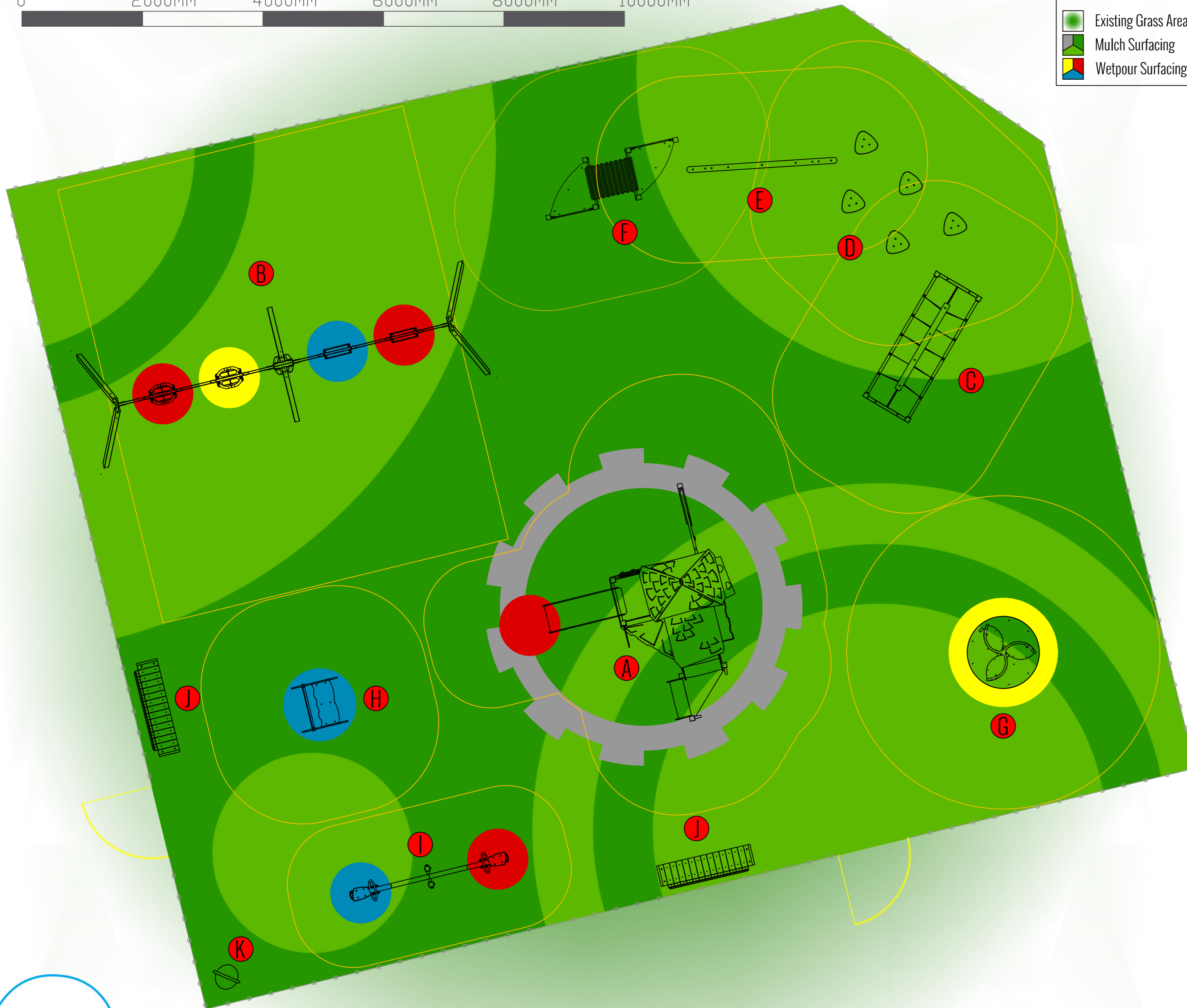


0 2000mm 4000mm 6000mm 8000mm 10000mm

KEY


- Existing Grass Area
- Mulch Surfacing
- Wetpour Surfacing
- Safety Area
- Existing Fence Line



A Climbing Tower with Slide
- Themed Multi Play Unit



B Swings
- 2.3 High, 2 Bay, 2 Cradle Seats



C Balance Beam Bridge
- Trail Item



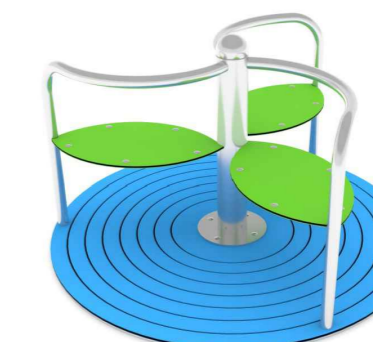
D Stepping Pods - set of 5
- Trail Item




E Balance Beam
- Trail Item




F Play Tunnel
- Trail Item



G Whirl with Seating
- 1200mm Diameter



H Spring Shark
- Springer



I See Saw
- Single



J Coloured HDPE
- Seating (x2)



K Litter Bin
- Green

Lucy Lane South Play
Stanway Parish Council
Scale : 1:50 @ A2 v0

VISIT: www.caloo.co.uk
SPEAK TO US: 01296 614448

